



Liebert®

LTS™

10A - 32A

Reliable Power Redundancy
for Business Engines



Reliable Redundant protection to your mission critical Applications

The LTS is a single-pole automatic transfer device with the capacity of 10/16/32 A.

It performs the core functions of detection and transfer in the dual-bus system composed of two ways of AC power, and is used in the high-end uninterruptible power supply applications that require high power supply reliability.

Redundant Design

To ensure that the equipment can still operate normally upon the failure of one single power.

Compact Size

Optimized 1U size designed to integrate in same server rack

Full DSP Control

Ensures strong data processing capacity and improves the system reliability.

Advanced Power-off Detection

Enables quick judgment of power-off failure.

Advanced Communication

Realizes the remote management through SNMP card (option)

Applications

- Computer equipment rooms
- Internet data centers
- Telecom&Financial data centers
- Industrial process control centers

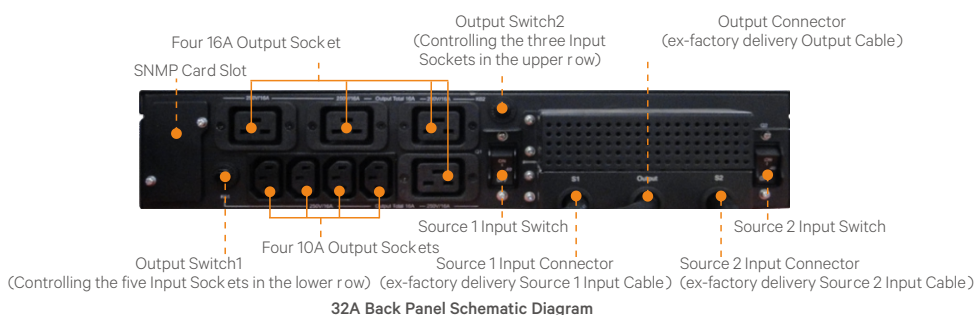

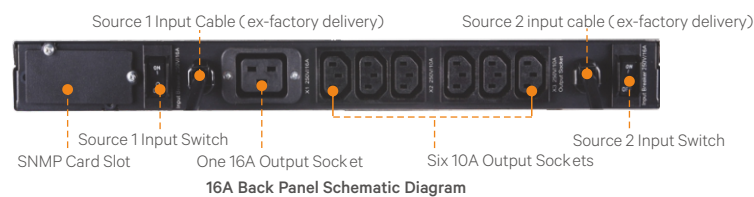


Redundancy

Currently, only the high-end servers are equipped with dual power. Other types of equipment, including hub, exchange, router, elementary server, and specialized instrument and meter. are single-power products. You can connect the key equipment to two ways of redundant power through LTS. The main power and the standby power can directly connect to the LTS on the rack can provide redundancy control on the power. Once the main power fails, it will automatically switch to the standby power.

Reliability

The LTS adopts the control technology of "First Disconnect Then Connect"

- If one-way power fails, the LTS can ensure the uninterruptible power supply to the equipment through the redundant power supply
- Once short circuit occurs, the LTS can ensure that the failure will not extend to the standby power, and thus ensure the uninterruptible power supply to the mission critical equipments



Specifications

	02312189	02312186	02312188	02353758
Rating	10A	16A	16A	32A
Input				
Input connectors type	C14 x 2	C20 x 2 (Model 1)	IEC309 x 2 (Model 2)	Hard-wired
Input source	Two ways of input sources			
Input mode	1 +N+PE			
Rated voltage	220/230Vac			
Rated frequency	50/60Hz			
Voltage range	150 ~ 300Vac			
Frequency range	Rated frequency ±5Hz			
Voltage distortion	<10%			
Output				
Output connectors type	C13	C13 & C19		C13 & C19
Rating & Quantity	10A x 8	10A x 6, 16A x 1		10A x 4, 16A x 4
Power factor	0.8 ~ 1.0 lead or lag			
Overload capacity	125%, 30min (tested at 30℃)			
Efficiency (100% linear load)	99%			
Transfer				
Numbers of poles	2 poles			
Automatic transfer interval	<6ms (typical), <11ms (maximum)			
Environment Parameters				
Operating temperature	0 ~ 40℃			
Storage temperature	-40 ~ 70℃			
Relative humidity	5 ~ 95%, no condensation			
Elevation	3000m			
Pollution level	Level II			
Mechanical Parameters				
Dimension (H x W x D)	44mm x 430mm x 250mm			84mm x 430mm x 340mm
Weight	4.5kg			5kg

*Specifications are subject to change without any prior notification

