C201

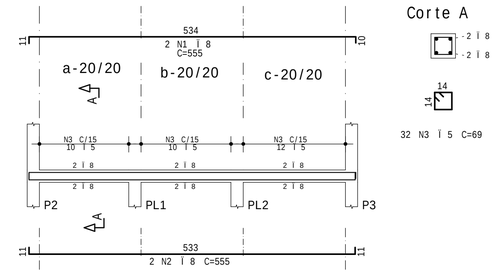

Corte A

32 N3 Ï 5 C=69

C202

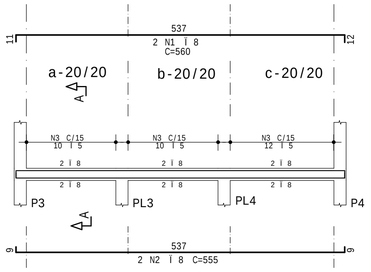

Corte A

32 N3 Ï 5 C=69

C203

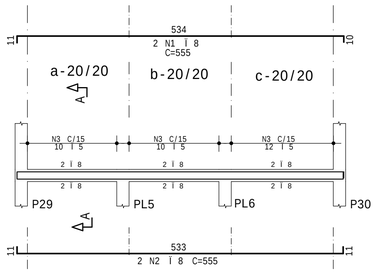

Corte A

32 N3 Ï 5 C=69

C204

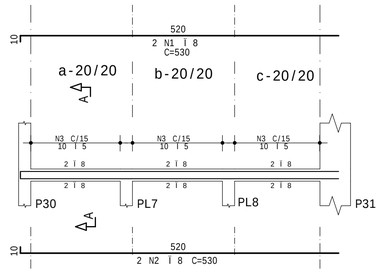

Corte A

30 N3 Ï 5 C=69

C205

2X

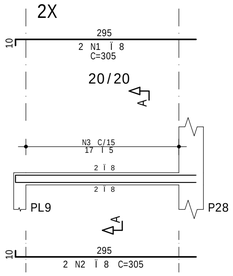

Corte A

17 N3 Ï 5 C=69

C206

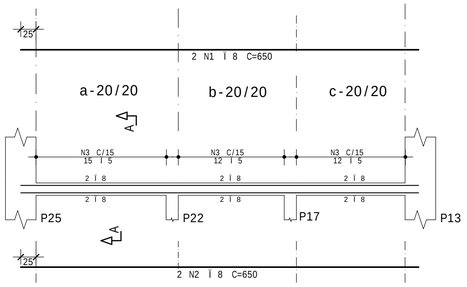

Corte A

39 N3 Ï 5 C=69

PL1 a PL8 - 2o.PAVTO

8X

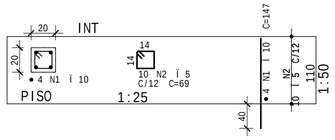

PL9 2o PAVTO

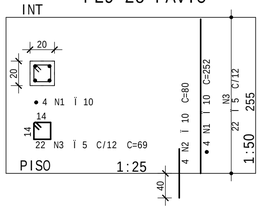

DETALHE DE VERGAS PARA PORTAS

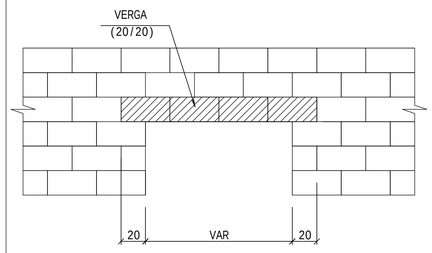

VERGAS 2oPAVTO

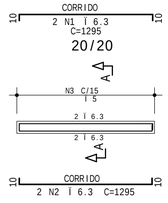

Corte A

83 N3 Ï 5 C=69

C301

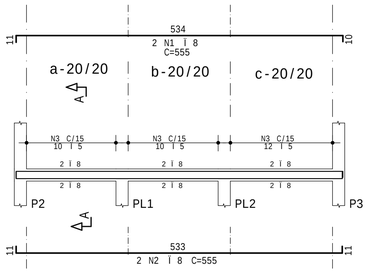

Corte A

32 N3 Ï 5 C=69

C302

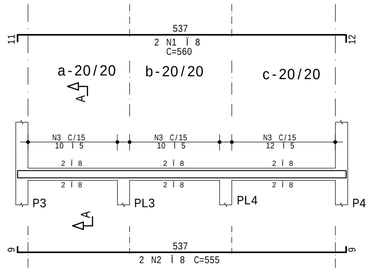

Corte A

32 N3 Ï 5 C=69

C303

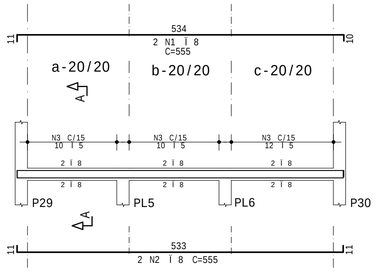

Corte A

32 N3 Ï 5 C=69

C304

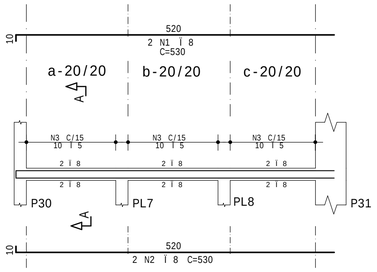

Corte A

30 N3 Ï 5 C=69

C305

2X

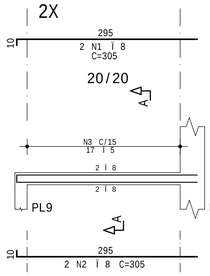

Corte A

17 N3 Ï 5 C=69

C306

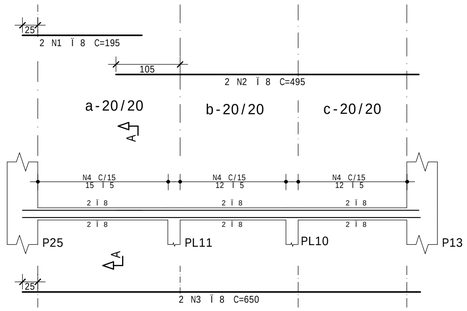

Corte A

39 N4 Ï 5 C=69

PL1 a PL8=PL10=PL11 -3o PAVTO

10X

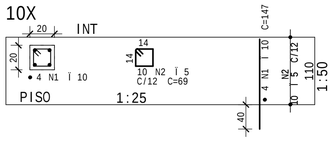

PL9 3o PAVTO

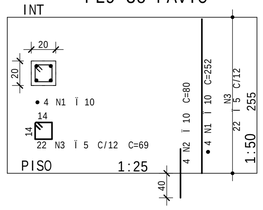

DETALHE DE VERGAS PARA PORTAS

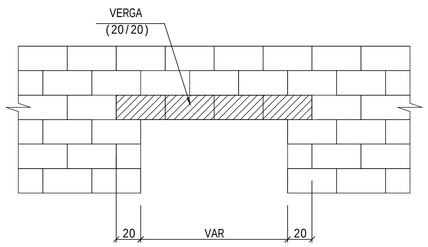

VERGAS 3oPAVTO

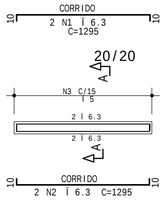

Corte A

83 N3 Ï 5 C=69

REFERąNCIAS

1. PROJETO ARQUITETÔNICO:
ARQ-MCLA-Cula355galp«o-COMP-rev04-ajustesdiversos+8,5cmfundoefic§cia.DWG
AUTOR: MICHELLE ROCHA BORGES - CAU:A13622-0

2. SONDAGEM: MHM SONDAGENS
RL 327 - RELATÓRIO DE SONDAGEM - PROMOTORIAS DE JUSTI¢A DE MONTES CLAROS
FUROS SP01 A SP03
RESPONSÁVEL: ROGERIO AVELAR MARINHO - CREA:12.414/D

NOTAS

01. DIMENSÍES EM CENTÍMETROS, ELEVA¢ÍES EM METROS.
02. CONCRETO ESTRUTURAL:
FCK>= 25 MPa; CONSUMO DE CIMENTO >=280,0KG/m3
03. FATOR ÁGUA/CIMENTO MÁXIMO: 0,60
04. CLASSE DE AGRESSIVIDADE II - URBANA.
05. MÓDULO DE ELASTICIDADE TANG. INICIAL IGUAL A 28000 MPa.
06. PROCEDER A CURA CONFORME NBR14931.
07. PROCEDER A DESFORMA E A RETIRADA DO ESCORAMENTO CONFORME NBR 14931.
08. A EXECU¢ÃO DA ESTRUTURA DEVERÁ CONTAR COM O ACOMPANHAMENTO DE UM TECNOLOGISTA DE CONCRETO.
09. O ENGENHEIRO RESPONSÁVEL PELA OBRA DEVERÁ OBEDECER ÀS RECOMENDA¢ÍES DAS NORMAS TÉCNICAS APLICÁVEIS, DEDICANDO ESPECIAL ATEN¢ÃO ÀS SEGUINTES ATIVIDADES:
09.1 CONCRETO: PREPARO, CONTROLE, RECEBIMENTO, TRANSPORTE, LANÇAMENTO, ADENSAMENTO E CURA;
09.2 FÔRMA: CONFERąNCIA DAS MEDIDAS E POSI¢ÍES, LIMPEZA, ESTANQUEIDADE, SATURA¢ÃO DAS FÔRMAS ABSORVENTES (RETIRAR EXCESSO DE ÁGUA), CUIDADO COM O USO DOS DESMOLDANTES E RETIRADA DAS FÔRMAS;
09.3 ARMA¢ÃO: LIMPEZA, MONTAGEM, COBRIMENTO (USO DE ESPAÇADORES PLÁSTICOS ADEQUADOS), E GARANTIA DA POSI¢ÃO DAS ARMADURAS ANTES E DURANTE A CONCRETAGEM.
10. COBRIMENTO MÍNIMO DA ARMADURA:
LAJES=2,5cm; VIGAS E PILARES=3,0cm; BLOCOS=3,0cm; FUNDA¢ÃO=4,0cm.
- OBRA COM CONTROLE RIGOROSO DE QUALIDADE (ITEM 7.4.7.4 NBR 6118/2014).
11. RECOMENDA-SE QUE OS MATERIAIS (AÇO E CONCRETO) UTILIZADOS NESTE PROJETO SEJAM SUBMETIDOS A ENSAIOS TECNOLÓGICOS.
12. PREVER DRENAGEM E/OU IMPERMEABILIZA¢ÃO PARA AS CORTINAS E ELEMENTOS EM CONTATO COM O SOLO.
13. CONFERIR MEDIDAS NO LOCAL.
14. LOCAR A OBRA CONFORME IMPLANTA¢ÃO.

AÇO	POS	BIT	QUANT	COMPRIMENTO	
				UNIT	TOTAL
		mm		cm	cm
C201					
50	1	8	2	555	1110
50	2	8	2	555	1110
60	3	5	32	69	2208
C202					
50	1	8	2	560	1120
50	2	8	2	555	1110
60	3	5	32	69	2208
C203					
50	1	8	2	555	1110
50	2	8	2	555	1110
60	3	5	32	69	2208
C204					
50	1	8	2	530	1060
50	2	8	2	530	1060
60	3	5	30	69	2070
C205 (X2)					
50	1	8	4	305	1220
50	2	8	4	305	1220
60	3	5	34	69	2346
C206					
50	1	8	2	650	1300
50	2	8	2	650	1300
60	3	5	39	69	2691
C301					
50	1	8	2	555	1110
50	2	8	2	555	1110
60	3	5	32	69	2208
C302					
50	1	8	2	560	1120
50	2	8	2	555	1110
60	3	5	32	69	2208
C303					
50	1	8	2	555	1110
50	2	8	2	555	1110
60	3	5	32	69	2208
C304					
50	1	8	2	530	1060
50	2	8	2	530	1060
60	3	5	30	69	2070
C305 (X2)					
50	1	8	4	305	1220
50	2	8	4	305	1220
60	3	5	34	69	2346
C306					
50	1	8	2	195	390
50	2	8	2	495	990
50	3	8	2	650	1300
60	4	5	39	69	2691
PL1 a PL8 - 2o.PAVTO (X8)					
50	1	10	32	147	4704
60	2	5	80	69	5520
PL1 a PL8=PL10=PL11 -3o PAVTO (X10)					
50	1	10	40	147	5880
60	2	5	100	69	6900
PL9 2o PAVTO					
50	1	10	4	252	1008
50	2	10	4	80	320
60	3	5	22	69	1518
PL9 3o PAVTO					
50	1	10	4	252	1008
50	2	10	4	80	320
60	3	5	22	69	1518
VERGAS 2oPAVTO					
50	1	6.3	85	69	5865
50	2	6.3	2	1295	2590
VERGAS 3oPAVTO					
50	1	6.3	85	69	5865
50	2	6.3	2	1295	2590

RESUMO DE AÇO			
AÇO	BIT	COMPR	PESO
	mm	m	kg
60	5	429	66
50	6.3	169	41
50	8	277	110
50	10	132	82
Peso Total	60 =		66 kg
Peso Total	50 =		233 kg

APROVADO PELA ANÁLISE DE CONFORMIDADE:

RT: SILVANA GUALTIERI DE CARVALHO

CREA: 63.117/D

EXE	00	PROJETO EXECUTIVO-LICITA¢ÃO OBRA	EFICÁCIA	14/09/22
TIPO	REV	DESCRI¢ÃO	DESENHO	DATA

REVISÍES

MINISTÉRIO PÚBLICO DO ESTADO DE MINAS GERAIS
SEDE DAS PROMOTORIAS DE JUSTI¢A DA COMARCA DE MONTES CLAROS

ENDEREÇO:
AVENIDA CULA MANGABEIRA, 355,
BAIRRO SANTO EXPEDITO, MONTES CLAROS

ÁREA TERRENO: 480 m2
ÁREA CONSTRUÇÃA: 1.146,32 m2

PROPRIETÁRIO:
PROCURADORIA GERAL DE JUSTI¢A DO ESTADO DE MINAS GERAIS

CNPJ: 20.971.057/0001-45

PROJETO DE ESTRUTURA DE CONCRETO ARMADO

EMPRESA:
ENGENHEIRO FABRÍCIO SILVA LIMA
CREA: 80.082/D-MG
EFICÁCIA PROJETOS E CONSULTORIA LTDA

CNPJ: 06.301.115/0001-00

RESPONSÁVEL TÉCNICO:
ALETEIA SERRA ABURACHID
CREA: 71.754/D-MG

CREA: 71.754/D

CONTEÚDO:
VERGAS, CONTRAVERGAS E PILARETES - 2o PAVTO
VERGAS, CONTRAVERGAS E PILARETES - 3o PAVTO

DATA: 14/09/22
ESCALA: 1:50/1:25
FOLHA: 36/39

ABURACHID BARBOSA ENGENHARIA E PROJETOS PL_MCLA-EST-36-R00-PLT 29/11/2022 12:01:06

| COPYRAGHT ABURACHID ENGENHARIA E PROJETOS | | | | |